






BUILD YOUR OUTDOOR KITCHEN

At Stonewood Products, we want to help you design a custom kitchen that matches your budget and taste. We can help you create a kitchen that suits all your outdoor needs with various amenities to choose from. We offer the highest quality stainless steel that is able to handle tough weather and a lot of use. Choose from pre-built modular islands, top name brand stainless steel from Lynx, FireMagic, American Outdoor Grill and finish off with countertops and stone veneer.

In this guide, we've highlighted the products that we feel are Good , Better  and the Best . This is NOT a full catalog of the items we offer, only the beginnings of our expansive collection available to you.



COOKING

Grills, Side Burners, Power Burners & Warming Drawers

GOOD 



24" AOG "T" Series Built-In Grill

Cooking Surface: 432 sq. in.
 BTU's: 32,000 Primary + 10,000 Backburner
 Electric: Push-to-light piezo ignition. No electric required.
 Cutout: 24 1/2" w x 19 1/2" d x 8 1/2" h
\$1,778 (24NBT - Grill & Rotisserie Kit)*
\$1,558 (24NBT-00SP - Grill Only)*



30" AOG "T" Series Built-In Grill

Cooking Surface: 540 sq. in.
 BTU's: 45,000 Primary + 10,000 Backburner
 Electric: Push-to-light piezo ignition. No electric required.
 Cutout: 30 3/4" w x 19 1/2" d x 8 1/2" h
\$2,053 (30NBT - Grill & Rotisserie Kit)*
\$1,833 (30NBT-00SP - Grill Only)*



36" AOG "T" Series Built-In Grill

Cooking Surface: 648 sq. in.
 BTU's: 50,000 Primary + 12,000 Backburner
 Electric: Push-to-light piezo ignition. No electric required.
 Cutout: 37" w x 19 1/2" d x 8 1/2" h
\$2,231 (36NBT - Grill & Rotisserie Kit)*
\$2,011 (36NBT-00SP - Grill Only)*



30" Sedona by Lynx L500 Built-In Grill

Cooking Surface: Primary - 508 sq. in. & Warming Rack - 225 sq. in.
 BTU's: 46,000 Primary + 12,500 Rotisserie
 Electric: Requires 120 Volt DC power supply
 Cutout: 29" w x 21 1/4" d x 10" h
\$2,249 (L500 - 2 Stainless Steel Burners)*
\$2,249 (L500PS - 1 ProSear Burner & 1 Stainless Steel Burner)*
\$2,579 (L500R - 2 Stainless Steel Burners with Rotisserie)*
\$2,579 (L500PSR - 1 ProSear Burner, 1 Stainless Steel Burner & Rotisserie)*



36" Sedona by Lynx L600 Built-In Grill

Cooking Surface: Primary - 618 sq. in. & Warming Rack - 273 sq. in.
 BTU's: 69,000 Primary + 14,000 Rotisserie
 Electric: Requires 120 Volt DC power supply
 Cutout: 35" w x 21 1/4" d x 10" h
\$2,809 (L600 - 3 Stainless Steel Burners)*
\$2,809 (L600PS - 1 ProSear Burner & 2 Stainless Steel Burners)*
\$3,139 (L600R - 3 Stainless Steel Burners with Rotisserie)*
\$3,139 (L600PSR - 1 ProSear Burner, 2 Stainless Steel Burners & Rotisserie)*



42" Sedona by Lynx L700 Built-In Grill

Cooking Surface: Primary - 728 sq. in. Secondary/Warming Rack - 321 sq. in.
 BTU's: 69,000 Primary + 14,000 Rotisserie
 Electric: Requires 120 Volt DC power supply
 Cutout: 41" w x 21 1/4" d x 10" h
\$3,369 (L700 - 3 Stainless Steel Burners)*
\$3,369 (L700PS - 1 ProSear Burner & 2 Stainless Steel Burners)*
\$3,709 (L700R - 3 Stainless Steel Burners with Rotisserie)*
\$3,709 (L700PSR - 1 ProSear Burner, 2 Stainless Steel Burners & Rotisserie)*

BETTER 



30" FireMagic Aurora A540i Built-In Grill

Cooking Surface: Primary - 540 sq. in. & Warming Rack - 240 sq. in.

BTU's: 63,000 Primary + 18,000 Backburner

Electric: Requires 120 Volt AC power supply

Cutout: 32" w x 19 1/2" d x 12" h

\$4,315 (A540i-6EAN/P - with Rotisserie Backburner)*

\$3,840 (A540i-5EAN/P - w/out Rotisserie Backburner)*



36" Lynx Professional 36" Built-In Grill

Cooking Surface: Primary - 640 sq. in. & Warming Rack - 295 sq. in.

BTU's: 73,000 Primary + 14,000 Rotisserie

Electric: Requires 120 Volt DC power supply

Cutout: 35" w x 22" d x 10 1/8" h

\$5,429 (L36R-1 - with Rotisserie)*

\$5,429 (L36PSR-2 - with 1 ProSear2 IR Burner & Rotisserie)*

\$5,429 (L36ASR - with All Trident IR Burner & Rotisserie)*



30" FireMagic Aurora A660i Built-In Grill

Cooking Surface: Primary - 660 sq. in. & Warming Rack - 240 sq. in.

BTU's: 75,000 Primary + 18,000 Backburner

Electric: Requires 120 Volt AC power supply

Cutout: 32" w x 23 1/2" d x 12" h

\$4,613 (A660i-6EAN/P - with Rotisserie Backburner)*

\$4,138 (A660i-5EAN/P - w/out Rotisserie Backburner)*

\$5,133 (A660i-6EAN/P-W - with Rotisserie & Magic View Window)*



42" Lynx Professional Built-In Grill

Cooking Surface: Primary - 855 sq. in. & Warming Rack - 345 sq. in.

BTU's: 69,000 Primary + 16,000 Rotisserie

Electric: Requires 120 Volt DC power supply

Cutout: 41" w x 24 1/2" d x 10 7/8" h

\$6,009 (L42R-1 - with Rotisserie)*

\$6,009 (L42PSR-2 - with 1 ProSear2 IR Burner & Rotisserie)*

\$6,009 (L42ASR - with All Trident IR Burner & Rotisserie)*



36" FireMagic Aurora A790i Built-In Grill

Cooking Surface: Primary - 792 sq. in. & Warming Rack - 288 sq. in.

BTU's: 90,000 Primary + 20,000 Backburner

Electric: Requires 120 Volt AC power supply

Cutout: 37 3/4" w x 23 1/2" d x 12" h

\$5,174 (A790i-6EAN/P - with Rotisserie Backburner)*

\$5,694 (A790i-6EAN/P-W - with Rotisserie & Window)*



54" Lynx Professional Built-In Grill

Cooking Surface: Primary - 1110 sq. in. & Warming Rack - 445 sq. in.

BTU's: 98,000 Primary + 28,000 Rotisserie

Electric: Requires 120 Volt DC power supply

Cutout: 54" w x 28 3/8" d x 10 7/8" h

\$7,249 (L54PSR-2)*

COOKING

Grills, Side Burners, Power Burners & Warming Drawers

GOOD



AOG Drop-In Single Side Burner

BTU's: 15,000
Electric: Push-to-light ignition.
Cutout: 8 3/4" w x 14 1/4" d
\$415 (3283)



Sedona by Lynx Drop-In Single Side Burner

BTU's: 12,500
Electric: Requires 12 Volt DC power supply
Cutout: 11" w x 16" d x 4" h
\$659 (LSB501)



AOG Slide-In Double Side Burner

BTU's: (2) 12,500
Electric: Push-to-light ignition
Cutout: 11 1/2" w x 22 3/4" d x 8 1/2" h
\$929 (3283)



Sedona by Lynx Drop-In Double Side Burner

BTU's: (2) 12,500
Electric: Requires 12 Volt DC power supply
Cutout: 21" w x 16" d x 4" h
\$879 (LSB502)

BETTER



FireMagic Aurora Single Side Burner

BTU's: 15,000
Electric: Requires 120 Volt AC power
Cutout: 11 1/2" w x 14" d x 12" h
\$686 (3279L-1)*



Lynx Professional Single Side Burner

BTU's: 15,000
Electric: Requires 120 Volt DC power
Cutout: 12 1/8" w x 12 1/2" d x 10 5/8" h
\$859 (LSB1-3)



FireMagic Aurora Double Side Burner

BTU's: 30,000 (15,000 x 2)
Electric: Requires 120 Volt AC power
Cutout: 11 1/2" w x 22 3/4" d x 12" h
\$1,111 (3281L)*



Lynx Professional Double Side Burner

BTU's: (2) 15,000
Electric: Requires 120 Volt DC power
Cutout: 12 1/8" w x 24 1/2" d x 10 5/8" h
\$1,259 (LSB2-2)



FireMagic Aurora Power Burner

BTU's: 60,000
Electric: Requires 120 Volt AC power
Cutout: 19" w x 18 3/4" d x 12" h
\$1,503 (19-SLB1N-0 - with Stainless Steel Grid)*
\$1,538 (19-SLB2N-0 - with Porcelain Cast Grid)*



Lynx Professional Power Burner

BTU's: 47,000
Electric: Requires 120 Volt DC power
Cutout: 19" w x 22" d x 10 5/8" h
\$1,899 (LPB)



30" Lynx Professional Built-In Warming Drawer

Electric: Requires 120 Volt AC power supply
Cutout: 10" h x 28 1/2" w x 20 1/2" d
\$1,879 (L30WD-1)



42" Lynx Professional Warming Drawer & Convenience Center

Electric: Requires 120 Volt AC power supply
Cutout: 19 3/8" h x 40 1/4" w x 24 3/4" d
\$3,099 (L42CC-1)



Lynx Professional Double Side Burner with Prep Center

BTU's: (2) 15,000
Electric: Requires 120 Volt DC power supply
Cutout: 24 1/4" w x 24 1/2" d x 10 5/8" h
\$2,099 (LSB2PC-1)



30" FireMagic Echelon E660i Built-In Grill

Cooking Surface: Primary - 660 sq. in. & Warming Rack - 240 sq. in.

BTU's: 75,000 Primary + 11,000 Backburner

Electric: Requires 120 Volt AC power supply

Cutout: 31 1/4" w x 23 1/2" d x 12" h

\$6,265 (E660i-4E1N/P - Digital Thermometer on Control Panel)*

\$6,645 (E660i-4AAN/P - Digital Thermometer & ALL Infrared Burners)*

\$5,770 (E660i-4EAN/P - Analog Thermometer on Hood)*



FireMagic Select Electric Warming Drawer

Electric: Requires 120 Volt AC power supply

Cutout: 13" h x 31" w x 20 1/2" d

\$1,399 (33830-SW)



FireMagic Flush Mounted Electric Warming Drawer

Electric: Requires 120 Volt AC power supply

Cutout: 14 1/2" h x 32 1/4" w x 22 1/4" d

\$1,425 (53830-SW)



36" FireMagic Echelon E790i Built-In Grill

Cooking Surface: Primary - 792 sq. in. & Warming Rack - 288 sq. in.

BTU's: 96,000 Primary + 13,000 Backburner

Electric: Requires 120 Volt AC power supply

Cutout: 37" w x 23 1/2" d x 12" h

\$7,160 (E790i-4E1N/P-W - with Magic View Window)*

\$7,020 (E790i-4A1N/P - Digital Thermometer & ALL Infrared Burners)*

\$6,145 (E790i-4EAN/P - Analog Thermometer on Hood)*

FireMagic Echelon Single Side Burner

BTU's: 15,000

Electric: Requires 120 Volt AC power supply

Cutout: 11 1/2" w x 14" d x 12" h

\$757 (32794-1)*



FireMagic Echelon Double Side Burner

BTU's: 30,000 (15,000 x 2)

Electric: Requires 120 Volt AC power supply

Cutout: 11 1/2" w x 22 3/4" d x 12" h

\$1,208 (32814)*



48" FireMagic Echelon E1060i Built-In Grill

Cooking Surface: Primary - 1056 sq. in. & Warming Rack - 384 sq. in.

BTU's: 112,000 Primary + (2) 11,000 Backburner

Electric: Requires 120 Volt AC power supply

Cutout: 31 1/4" w x 23 1/2" d x 12" h

\$8,903 (E1060i-4E1N/P-W - w/Magic View Window)*

\$8,383 (E1060i-4E1N/P - Digital Thermometer on Control Panel)*

\$7,888 (E1060i-4EAN/P - Analog Thermometer on Hood)*

FireMagic Echelon Power Burner

BTU's: 60,000

Electric: Requires 120 Volt AC power supply

Cutout: 19" w x 18 3/4" d x 12" h

\$1,649 (19-4B1N-0 - with Stainless Steel Grid)*

\$1,684 (19-4B2N-0 - with Porcelain Cast Grid)*



ISLAND ACCESSORIES

Doors, Drawers, Trash Receptacles & Paper Towel Holders

GOOD



AOG Double Access Door

20" x 30" Cutout: 21" h x 30" w
\$424 (20-30-SSD)

16" x 39" Cutout: 16" h x 39" w
\$444 (16-39-SSD)



AOG Vertical Single Access Door

20" x 14" Cutout: 21" h x 14 1/2" w
\$229 (20-14-SS DL/DR)*

24" x 17" Cutout: 25" h x 17 1/2" w
\$264 (24-17-SS DL/DR)*



AOG Horizontal Single Access Door

14" x 20" Cutout: 15" h x 20 1/2" w
\$227 (14-20-SS DL/DR)*

17" x 24" Cutout: 18" h x 24 1/2" w
\$262 (17-24-SS DL/DR)*



AOG Door with Double Drawer & Platter Storage

Cutout: 18" h x 36" w
\$1,098 (18-36-SSDD)

Cutout: 18" h x 30" w
\$927 (18-30-SSDD - w/out Platter Storage)



30" AOG Masonry Drawer

Cutout: 13" h x 31" w x 20 1/2" d
\$693 (13-31-SSD)



16" x 15" AOG Double Drawer

Cutout: 15 3/4" h x 14 1/2" w x 20 1/2" d
\$578 (16-15-DSSD)

BETTER



Delta Heat Double Access Door

30" Cutout: 19" h x 28 1/4" w
\$464 (DHAD30-C)

36" Cutout: 19" h x 34 1/4" w
\$534 (DHAD36-C)

42" Cutout: 19" h x 40 1/4" w
\$581 (DHAD42-C)



Delta Heat Vertical Single Access Door

16" Cutout: 20 1/4" h x 14 1/4" w
\$232 (DHAD16(L/R)-C)*

18" Cutout: 19" h x 16 1/4" w
\$302 (DHAD18(L/R)-C)*



Delta Heat Horizontal Single Access Door

22" Cutout: 14 1/4" h x 20 1/4" w
\$232 (DHAD22(L/R)-C)*

24" Cutout: 19" h x 22 1/4" w
\$313 (DHAD24(L/R)-C)*



Delta Heat Door & Drawer Combo

30" Cutout: 19" h x 29 1/4" w x 20 3/4" d
\$930 (DHDD302-B - 2 Drawer Combo)

\$988 (DHDD303-B - 3 Drawer Combo)

36" Cutout: 19" h x 35 1/4" w x 20 3/4" d
\$953 (DHDD362-B - 2 Drawer Combo)

\$1,046 (DHDD363-B - 3 Drawer Combo)



Delta Heat Double Drawer

Cutout: 19" h x 12 1/8" w x 20 3/4" d
\$581 (DHSD132-B)

Delta Heat Triple Drawer

Cutout: 19" h x 12 1/8" w x 20 3/4" d
\$697 (DHSD133-B)

TIP: When selecting doors & drawers, make sure to select from the same series to keep handles consistent throughout your entire kitchen

BETTER



FireMagic Select Double Access Door

Reduced Height Cutout: 16" h x 39" w
\$493 (33938S)

20" x 30" Cutout: 21" h x 30" w
\$471 (33930S)



FireMagic Select Horizontal Single Access Door

14" x 20" Cutout: 15" h x 20 1/2" w
\$252 (33914-SR/SL)*

17" x 24" Cutout: 18" h x 24 1/2" w
\$291 (33917-SR/SL)*



FireMagic Select Vertical Single Access Door

20" x 14" Cutout: 21" h x 14 1/2" w
\$254 (33920-SR/SL)*

24" x 17" Cutout: 25" h x 17 1/2" w
\$293 (33924-SR/SL)*



FireMagic Select Door and Drawer Combo

Cutout: 18 1/2" h x 30" w x 26" d
\$1,030 (33810S)

Cutout: 18 1/2" h x 36 1/2" w x 26" d
\$1,220 (33816S - with Platter Storage)

*Available as either left or right hinge



Delta Heat Cooler Drawer

(cooler not included)

Cutout: 19 1/4" h x 28 1/2" w x 20 3/4" d
\$534 (DHCD30-B)



Delta Heat Paper Towel Holder

Cutout: 8 3/4" h x 13 3/4" w x 7 3/4" d
\$232 (DHPT15-B)



Delta Heat Trash Drawer without Trash Can

Cutout: 19" h x 16 1/2" w x 20 3/4" d
\$453 (DHTD18-B)



Delta Heat Tall Trash Drawer with Trash Can

Cutout: 24 1/4" h x 16 1/2" w x 21 1/2" d
\$581 (DHTD18T-B)



Delta Heat Trash Chute

Cutout: 8 1/2" w x 6 1/2" d
 (aligns over DHTD18T-B)
\$337 (DHTC)



FireMagic Select Single Drawer

Cutout:
 5 1/4" h x 14 1/2" w x 20 1/2" d
\$327 (33801)



30" FireMagic Select Masonry Drawer

Cutout:
 13" h x 31" w x 20 1/2" d
\$769 (33830-S)



FireMagic Select Double or Triple Drawer

Double **\$642** (33802)
 Cutout: 15 3/4" h x 14 1/2" w x 20 1/2" d
 Triple **\$892** (33803)
 Cutout: 26 1/4" h x 14 1/2" w x 20 1/2" d



Sedona by Lynx Double Access Door

30" Cutout: 19" h x 28 1/4" w x 3" d
\$439 (LDR530)

36" Cutout: 19" h x 33 3/4" w x 3" d
\$509 (LDR636)

42" Cutout: 19" h x 39 3/4" w x 3" d
\$579 (LDR742)



18" Sedona by Lynx Vertical Single Access Door

Cutout: 19" h x 15 3/4" w
\$219 (LDR418)



24" Sedona by Lynx Horizontal Single Access Door

Cutout: 19" h x 22" w x 3" d
\$249 (LDR424)



Sedona by Lynx Door & Double Drawers Combo

30" Cutout: 19" h x 28 1/2" w x 20" d
\$899 (LSA530)

36" Cutout: 19" h x 34 1/2" w x 20" d
\$1,099 (LSA636)

42" Cutout: 19" h x 39 3/4" w x 20" d
\$1,179 (LSA742)



19" Sedona by Lynx Enclosed Double Drawers

Cutout: 19" h x 17 1/4" w x 20" d
\$899 (LUD519)



16" Sedona by Lynx Outdoor Paper Towel Dispenser

Cutout: 8 1/4" h x 14 1/2" w x 8" d
\$299 (L16TWL-1)



18" Sedona by Lynx Outdoor Tilt Trash Center

Cutout: 24" h x 16" w x 13" d
\$779 (L18-TC)

ISLAND ACCESSORIES

Doors, Drawers, Trash Receptacles & Paper Towel Holders

BEST 

Lynx Professional Ventana Storage Collection with Soft Close Doors & Drawers



Lynx Professional Double Access Door

30" Cutout: 19" h x 25 1/8" w x 2 1/2" d
\$619 (LDR30T-4)

36" Cutout: 19" h x 31 5/8" w x 2 1/2" d
\$709 (LDR36T-4)

42" Cutout: 19" h x 37 7/16" w x 2 1/2" d
\$759 (LDR42T-4)



36" Lynx Professional Sealed Pantry

Cutout: 19" h x 31 1/2" w x 25" d
\$2,189 (LPA36-4)



18" Lynx Professional Vertical Single Access Door

Cutout: 19" h x 13 5/8" w x 2 1/4" d
\$479 (LDR18L-4/LDR18R-4)*



Lynx Professional Outdoor Towel Bar

Cutout: 5 1/2" h x 18" w x 1" d
\$149 (LTB)



24" Lynx Professional Horizontal Single Access Door

Cutout: 19" h x 19 1/16" w x 2 1/4" d
\$579 (LDR24L-4/LDR24R-4)*



Lynx Professional Outdoor Paper Towel Dispenser

Cutout: 7 1/4" h x 14 5/8" w x 7" d
\$389 (LTWL)



Lynx Professional Door & Double Drawers Combo

30" Cutout: 19" h x 25 7/16" w x 24 1/2" d
\$1,359 (LSA30-4)

36" Cutout: 19" h x 31 7/16" w x 24 1/2" d
\$1,469 (LSA36-4)

42" Cutout: 19" h x 37 7/16" w x 24 1/2" d
\$1,579 (LSA42-4)



20" Lynx Professional Trash & Recycle Center with Bins

Cutout: 24" h x 16 1/8" w x 24 1/2" d
\$929 (L20TR-4)



Lynx Professional Modular Storage Drawer

Cutout: 5 5/8" h x 21 3/4" w x 23 5/16" d
\$559 (LMD-4)

Modular Drawer Kit \$89 (LMDKIT)
for Stacking Additional Drawers



Lynx Professional Trash Chute with Cutting Board

Cutout: 6 1/4" h x 8 1/4" w x 6 1/4" d
\$389 (L18TS)



Lynx Professional Utility Double Drawers

19" Cutout: 19" h x 15 1/4" w x 24 1/2" d
\$1,269 (LDW19-4)

16" Cutout: 19" h x 12 1/4" w x 24 1/2" d
\$939 (LDW16-4)



30" Lynx Professional Trash Center & Double Drawers

Cutout: 19" h x 25 7/16" w x 24 1/2" d
\$1,319 (LTA30-4)

*Available as either left or right hinge

NEW! FireMagic Flush Mounted now with Soft Close Doors & Drawers

BEST 



FireMagic Flush Mounted Double Access Door

Reduced Height Cutout: 16" h x 39" w
\$522 (53938S)

Reduced Height Cutout: 15" h x 30" w
\$447 (53934S)

20" x 30" Cutout: 21" h x 30" w
\$566 (53930S)



FireMagic Flush Mounted Vertical Single Access Door

20" x 14" Cutout: 21" h x 14 1/2" w
\$287 (53920-SR/SL)*

24" x 17" Cutout: 25" h x 17 1/2" w
\$337 (53924-SR/SL)*



FireMagic Flush Mounted Horizontal Single Access Door

14" x 20" Cutout: 15" h x 20 1/2" w
\$280 (53914-SR/SL)*

17" x 24" Cutout: 18" h x 24 1/2" w
\$329(53917-SR/SL)*



FireMagic Flush Mounted Door/Drawer Combo with Platter Storage

Cutout: 18 1/2" h x 36 1/2" w x 26" d
\$1,325 (53816S)

Cutout: 18 1/2" h x 30" w x 26" d
\$1,110 (53810S w/out Platter Storage)



FireMagic Flush Mounted Double Doors with 2 Dual Drawers

Cutout: 21" h x 30 1/2" w x 20 1/2" d
\$1,320 (53930S-22)



FireMagic Flush Mounted Pantry Door/Drawer Combo

Large Cutout: 33 1/2" h x 20" w x 26" d
\$1,293 (54020S)

Medium Cutout: 25" h x 17 1/2" w x 26" d
\$1,037 (54018S)



FireMagic Flush Mounted Trash & Dual Drawers

Cutout: 21" h x 30 1/2" w x 20 1/2" d
\$1,025 (53930S-12)



FireMagic Flush Mounted Single Door with Dual Drawers

Cutout: 21" h x 14 1/2" w x 20 1/2" d
\$678 (53820-SR/SL)*



FireMagic Flush Mounted 30" Masonry Drawer

Cutout: 14 1/2" h x 32 1/4" w x 22" d
\$825 (53830-S)



FireMagic Flush Mounted Single Drawer

Cutout: 5 1/4" h x 14 1/2" w x 20 1/2" d
\$338 (53801)



FireMagic Flush Mounted Double Drawer

Cutout: 15 3/4" h x 14 1/2" w x 20 1/2" d
\$663 (53802)



FireMagic Flush Mounted Triple Drawer

Cutout: 26 1/4" h x 14 1/2" w x 20 1/2" d
\$918 (53803)



FireMagic Paper Towel Holder

Cutout: 9 1/4" h x 12" w x 8" d
\$201 (53812)



FireMagic Cut & Clean Combo

(Trash Chute with Cutting Board)

Cutout: 15" h x 9 1/2" w x 4 1/2" d
\$289 (53816)



FireMagic Trash Container

Cutout: 20" h x 12 3/4" w x 24" d
\$629 (53825-T)

*Available as either left or right hinge

REFRIGERATORS

Refrigerators, Kegs, Coolers, Beverage Centers, & Ice Machines

GOOD



AOG Refrigerator
Cutout: 20" w x 22" d x 34 1/2" h
Electric: 115 Volt AC required
Cubic Feet: 4.2 cu. ft.
\$630 (REF-20)



FireMagic Refrigerator
Cutout: 20" w x 21 3/4" d x 34 1/8" h
Electric: 115 Volt AC required
Cubic Feet: 4.2 cu. ft.
\$699 (3590A)



18" Sedona by Lynx Drop-In Cooler
Cutout: 18 1/4" w x 18 1/4" d x 13" h
Cubic Feet: 1.7 cu. ft.
\$699 (LDC18)



FireMagic Bar Caddy
Cutout: 14 1/4" w x 22 3/4" d x 12" h
\$796 (1D-S0)

BETTER



FireMagic Premium Outdoor Refrigerator
Cutout: 20" w x 21 3/4" d x 34 1/8" h
Electric: 115 Volt AC required
Cubic Feet: 4.2 cu. ft.
\$939 (3590-DR/DL)*



20" Sedona by Lynx Outdoor Refrigerator
Cutout: 21 1/2" w x 24 1/2" d x 34 1/2" h
Electric: 115 Volt AC required
Cubic Feet: 4.1 cu. ft.
\$1,199 (L500REF)



FireMagic Drop-In Refreshment Center
Cutout: 25" w x 23 3/8" d x 12 3/4" h
\$1,268 (33596)



FireMagic Slide-In Refreshment Center
Cutout: 25" w x 25" d x 12" h
\$1,268 (3596A)



15" Delta Heat Drop-In Cooler
Cutout: 13 3/4" w x 18 3/4" d x 10 3/8" h
\$1,278 (DHOC15D)



FireMagic Blender with Hood
Cutout: 8 3/4" w x 14 1/4" d
Electric: Grounded 110 Volt GFI receptacle required
\$526 (3284A)

*Available as either left or right hinge

BEST 



24" Lynx Professional Outdoor Refrigerator & Freezer Combination

Cutout: 24" w x 24" d x 35" h
 Electric: 120 Volt AC required
 Cubic Feet: Refrigerator - 3.9 cu. ft
 Freezer - 1.0 cu. ft.
\$3,599 (LM24REFCL/R)*



15" Lynx Professional Outdoor Refrigerator

Cutout: 15" w x 24" d x 35" h
 Electric: 120 Volt AC required
 Cubic Feet: 2.73 cu. ft.
\$2,559 (LM15REFL/R)*



FireMagic Outdoor Rated Refrigerator

Cutout: 24" w x 27" d x 35" h
 Electric: 115 Volt AC required
 Cubic Feet: 6.5 cu. ft.
\$3,529 (3589-DR/DL)*



24" Lynx Professional Outdoor Refrigerator Double Drawer

Cutout: 24" w x 24" d x 35" h
 Electric: 120 Volt AC required
 Cubic Feet: 5 cu. ft.
\$4,099 (LM24DWR)

24" Lynx Professional Outdoor Refrigerator Only

Cubic Feet: 5.3 cu. ft.
\$2,799 (LM24REFL/R)*



24" Lynx Professional Outdoor Beverage Dispenser

Cutout: 24" w x 24" d x 35" h
 Electric: 120 Volt AC required
\$3,299 (LM24BFL/R)*



Lynx Professional Single or Double Tower Kit

\$599 (L24TWS - Single)
\$929 (L24TWD - Double)



FireMagic Outdoor Rated Kegerator

Cutout: 24" w x 27" d x 35" h
 Electric: 115 Volt AC required
\$4,589 (3594-DR/DL)*



15" Lynx Professional Outdoor Wine Cellar

Cutout: 15" w x 24" d x 35" h
 Electric: 120 Volt AC required
 Cubic Feet: 2.7
\$3,399 (LM15WINEL/R)*



FireMagic Outdoor Commercial Quality Ice Maker

Cutout: 15 1/4" w x 25 1/4" d x 34" h
 Electric: 115 Volt AC required
\$3,795 (3597)



15" Lynx Professional Outdoor Ice Maker

Cutout: 15" w x 25 1/4" d x 34" h
 Electric: 120 Volt AC required
\$3,299 (L15ICE)



Lynx Professional Built-In Cocktail Pro

Cutout: 30" w x 22 1/8" d x 11" h
 Electric: 12 Volt DC required
\$2,149 (CS30-1)



FireMagic Built-In Beverage Center

Cutout: 36 3/4" w x 23 1/2" d x 12" h
 Electric: Grounded 110 Volt GFI receptacle required
\$3,722 (1D-SSA - Aurora Style)
\$3,773 (1D-SSD - Echelon Style)

SINKS

Cold and Hot/Cold Faucet Options

GOOD 



FireMagic Sink & Cold Faucet

Cutout: 14" w x 14" d x 17" h
 Basin Size: 15" w x 15" d x 6" h
\$200 (3587 & 3588)

BETTER  



Delta Heat 15" Drop-In Sink with Cold Faucet

Cutout: 13 3/4" w x 18 3/4" d x 5 3/8" h
 Basin Size: 15" w x 20" d x 6" h
\$755 (DHOS15)



18" Sedona by Lynx Drop-In Sink with Outdoor Hot/Cold Faucet

Cutout: 15" w x 21" d x 10 1/2" h
 Basin Size: 14 3/4" w x 16 1/2" d x 10" h
\$898 (LFK & LSKD18)

BEST   



18" Lynx Professional Insulated Sink

Cutout: 17" w x 22" d x 10 1/2" h
 Basin Size: 14 3/4" w x 16 1/2" d x 10" h
\$1,099 (LSK18)
 Faucet (LPFK) Sold Separately



24" Lynx Professional Insulated Sink

Cutout: 23" w x 22" d x 10 1/2" h
 Basin Size: 20 3/4" w x 16 1/2" d x 10" h
\$1,299 (LSK24)
 Faucet (LPFK) Sold Separately



30" Lynx Professional Insulated Sink

Cutout: 29" w x 22" d x 10 1/2" h
 Basin Size: 26 3/4" w x 16 1/2" d x 10" h
\$1,559 (LSK30)
 Faucet (LPFK) Sold Separately



Lynx Professional Outdoor Hot/Cold Pull Down Gooseneck Faucet
\$449 (LPFK)

MISCELLANEOUS

Smoker Basket, Pizza Oven & Patio Heaters

BEST   



FireMagic Charcoal Smoker Basket
\$160 (3564-2)



30" Lynx Professional Countertop or Built-In Napoli Pizza Oven

Cooking Surface: 400 sq. in.
 BTU's: 40,000
 Electric: Requires 115 Volt AC power supply
 Cutout: 30" w x 28 1/2" d x 5 13/16" h
\$4,499 (LPZA)*



Lynx Professional Eave-Mounted Patio Heater

BTU's: Up to 35,000
 Electric: Requires 7.5 Volt DC power supply
\$2,199 (LHEM48)



Lynx Professional Post-Mounted Infrared Patio Heater

BTU's: Up to 53,000
 Electric: Requires 24 Volt AC power supply
\$1,299 (LHPM)