

CHOOSING YOUR

WOOD FLOORING

BUYING GUIDE



1

COLOR

BEGIN WITH YOUR PREFERRED COLOR CHOICE

GRAYS




NATURAL



BROWNS




DARKS




2

CHARACTERISTICS


THE FINER DETAILS OF YOUR FLOORING CHOICE



No Knots
No Variation



Some



Heavy
Character

3

LENGTHS & WIDTHS

IMPORTANCE OF LENGTH

Not At All _____ Somewhat _____ Moderately _____ Very

IMPORTANCE OF WIDTH

Not At All _____ Somewhat _____ Moderately _____ Very

4

FINISH

ONE LAST CHOICE TO MAKE - ASK ABOUT OUR RUBIO FINISHING SYSTEM

UNFINISHED OR
PRE-OILED ONLY

Unfinished wood flooring offers you the ability to stain it the exact color you want so you can control the final product.. Joints are seamless and trim can be matched to the planks. Unfinished flooring will take longer to install but is lower priced than Prefinished.

PREFINISHED ONLY

Prefinished flooring offers you a finished product that saves time on installation.
Prefinished wood typically has a sturdy factory finish and a microbevel in between joints. We recommend Prefinished for those who want a fast install, and are living in their home.

OTHER

Concerns with stability or over cement (basement).

NAME: _____

PHONE: _____

EMAIL: _____

What is your project?

Who is your contractor? Who is your designer?

How many sq/ft (approx.)?


What is your time frame?

What is the location of the project?

What is your budget per sq/ft?

What is your budget for materials?

What is your budget for installation?



SHOWN:
Sawyer Mason Collection - Oak Bluffs

