

# StraightLine™

Linear Plank Pavers

## INTRODUCTION

When your landscape design calls for a contemporary pavement with a sleek linear composition, walk the straight and narrow with our StraightLine rectangular plank paver. Subtle chamfers along the edge accentuate joint lines extending the line of sight of the pavement.

The elongated rectangle length of StraightLine paver is proportionate in scale to its width, offering designers a choice of striking patterns. Select from our popular Pewter, Oxford Grey, or Charcoal colors, as well as our deep monochromatic Graphite. Looking for more choices? We would be happy to work with you in customizing colors that complement the palette of your landscape design.

## COMPOSITION & PERFORMANCE

Our StraightLine pavers are comprised of a cement-rich mix formulated with select graded aggregates, pure iron-oxide pigments, high-quality cement and advanced technology polymers. StraightLine pavers are manufactured under controlled factory conditions using specialized equipment that employs extreme pressure and vibration, to mold each unit into high-density concrete pavers.

StraightLine pavers offer superb quality, exceptional strength, and lasting durability. The units are dimensionally accurate, and possess a slip and skid resistant surface with minimal chamfers that comply with ADA joint width/opening. They are unaffected by oil or gas spills and are resistant to NaCl type deicing chemicals applied at the proper rate and dosage.

StraightLine pavers are ideally suited for pedestrian walkways such as courtyards, plazas and promenades found on corporate, private and public education campuses, commercial and municipal applications and vehicular pavements limited to personal vehicles. In the event underground repairs are necessary, the pavers can be removed and reinstated without leaving an unsightly patch.

## PHYSICAL CHARACTERISTICS

StraightLine pavers meet or exceed North American industry standards with respect to strength, density, absorption and dimensional tolerances for concrete plank pavers. Our strict quality control ensures consistent strength, color, size and freeze-thaw performance.

**Nominal Size/Coverage:** 4¼" x 17½" (107mm x 432mm) ■ 1.96 pcs/sf

**Thickness:** 4" (10cm)

**Compressive Strength:** 8500 psi minimum

**Water Absorption:** 5% maximum

**Freeze Thaw:** No Effect

**Slip Resistance:** Excellent to ADA

## TECHNICAL SERVICES

Please contact our office to obtain a copy of our Master Specification, and literature. Visit our website [www.IdealConcreteBlock.com](http://www.IdealConcreteBlock.com) for comprehensive technical information including access to industry research, TechSpecs and cross sections. Ideal is pleased to offer design consultation, specification assistance, and job-site quality review upon request.

## DESIGN & CONSTRUCTION

Please see ICPI TechSpec 23 – Structural Design of Segmental Concrete Paving Slabs and Plank Pavement Systems for technical guidance on design, traffic load limits and installation.

StraightLine pavers can be placed into an assortment of laying patterns including structured stack bond, four and five piece basketweaves designs, herringbone and half and off-set running bond patterns. When bituminous set, the units can be set hand tight. When sand set, the units should be placed with 1/16" to 3/16" (2mm-5mm) joint widths.

*Magnesium, Potassium and Calcium Chlorides, including products that contain a blend of these chemicals, are NOT considered suitable deicers for concrete pavers. Please see our Deicing Advisory for detailed information.*



Pewter



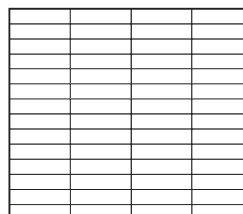
Oxford Grey



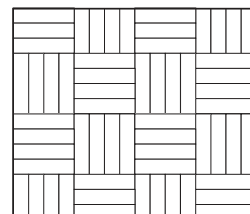
Charcoal




Graphite




Stack Bond



Basketweave



Running Bond



Herringbone

©2016 Ideal Concrete Block Co.

StraightLine is a trademark of Ideal Concrete Block Co.