

Brussels Block®

The original tumbled paving stone that gives you that quarried look and rough-hewn texture.

The appeal of this paver is its timeless warmth and beauty. With its antiqued, tumbled finish, it's a one-of-a-kind paver that reflects the design hues of age-worn cobblestone. Each piece has irregular edges, complementing the timeworn character of the paver surface. The result is a finished design that feels both classic and relaxed.



Colors



Almond Grove



Coffee Creek



Limestone



New York Blend



Sandstone



Sierra



Terra Cotta

Shapes & Sizes



XL Stone
34.8 cm x 20.8 cm x 7 cm
13.5" x 8" x 2.75"



Standard
20.8 cm x 17.3 cm x 7 cm
8" x 6.75" x 2.75"



Half Stone
17.3 cm x 10.4 cm x 7 cm
6.75" x 4" x 2.75"

Features

Applications

Borders & Accents

Commercial Vehicular


Pedestrian

Residential Vehicular


Surface Texture

Weathered


Patterns



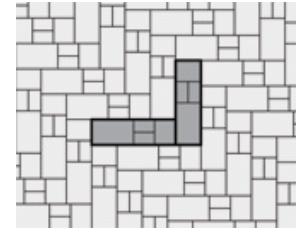
Brussels Block A
Standard (100%)




Brussels Block AC
Standard (50%)
XL (50%)



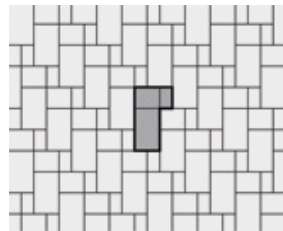
Brussels Block AD
Standard (20%)
XL (80%)




Brussels Block AE
Half Stone (25%)
Standard (25%)
XL (50%)




Brussels Block AF
Half Stone (20%)
Standard (40%)
XL (40%)




Brussels Block AH
Half Stone (14%)
Standard (29%)
XL (57%)




Brussels Block B
Standard (100%)




Brussels Block C
Standard (100%)




Brussels Block D
Half Stone (100%)




Brussels Block E
Half Stone (100%)




Brussels Block H
Half Stone (33%)
Standard (67%)




Brussels Block I
Half Stone (33%)
Standard (67%)




Brussels Block J
Half Stone (20%)
Standard (80%)




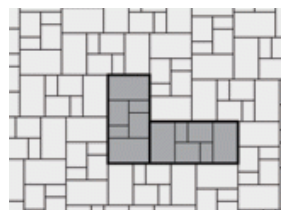


Brussels Block K
Half Stone (33%)
Standard (67%)



Brussels Block O
Half Stone (33%)
Standard (67%)



Brussels Block P
Half Stone (33%)
Standard (67%)



Packaging

	Unit Thickness	Sq. Ft. Bndl.	Sq. Ft. Layer	Layers Bndl.	Ln Ft Bndl. Soldier	Units Sq. Ft.	Lbs Bndl.	Lbs Sec.	Units Bndl.
XL Stone	7	76.53	9.57	8	65.5	1.25	2507	836	96
Standard Stone	7	88.60	12.66	7	130.8	2.50	2788	398	224
Half Stone	7	88.70	12.67	7	152.9	5.00	2789	398	448

Important Information

Brussels Block is the original tumbled concrete paver in North America and still our most popular. The relaxed appearance of Brussels Block fits in practically any design situation. Consider accenting or bordering with Copthorne® for a very striking yet classic look.

Base Requirement & Bedding Course – standard paver base specification.

Haidling and Installation– A protective pad is required when doing the final paver compaction. Both herringbone and linear patterns are common.

Jointing Material and Joint Stabilization

- Good: ordinary dry joint sand
 - Best: Any Polymeric Sand or ordinary dry joint sand stabilized by a water-based or solvent-based joint sand stabilizer sealer. (Joints should be flooded but the paver surface must be squeegeed and/or blown clean.)

Special Note: Gator Maxx Polymeric Sand (overlays)

Sealers

- Product may be sealed but it is not absolutely required.
- Unilock Unicare, Surebond, BP Pro and Techniseal sealers can be used.
- Select type for desired aesthetics.
- Product must be cleaned before sealing.

Cleaners – Any paver cleaner may be used for color restoration or general cleaning. Follow manufacturer's dilution rates and application procedures.

 All measurements are nominal

Colors, product data, and availability are subject to change without notice. Please confirm all details with your local Unilock Dealer or call 1-800-UNILOCK (1-800-864-5625) for availability in your area. The colors shown should only be used as a guide. Final color selections should always be made from actual samples.