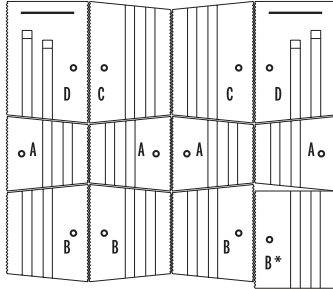


Mini-Creta 3"

DESCRIPTION: Wall double-sided
TEXTURE: Aged with chiseled corners



PALLET OVERVIEW



APPLICATIONS

Versatile units that can be used to build planters, double and single walls, steps, edge restraints, pillars, fireplaces and exterior kitchen components.

COMPATIBLE CAPS

Aged, Bullnose, Muro Naturale, Piedimonte, Portofino, Prima 14", Raffinato and York.

NOTES





When building a double-sided wall one pallet will cover an average of 21.76 ft².

B* unit can be used as a regular or vertical unit.


* Colors only available in half-pallets.

See page 162 for more technical information.


Specifications per pallet		Imperial	Metric
Cubing	FULL PALLET	24 ft²	2.23 m ²
		95.01 lin. ft	28.96 lin. m
	*HALF-PALLET	12 ft²	1.11 m ²
		47.51 lin. ft	14.48 lin. m
Weight	FULL PALLET	2 486 lbs	1 128 kg
	*HALF-PALLET	1 248 lbs	566 kg
Minimum radius		7 ft	2.1 m
Number of rows	FULL PALLET	8	
	*HALF-PALLET	4	
Coverage per row		3 ft ² /row	0.28 m ² /row
Linear coverage per row		11.88 lin. ft/row	3.62 lin. m/row

	Unit dimensions	in	mm	Units/pallet
 A	Height	2 ¹⁵ / ₁₆	75	32 units
	Depth	9 ¹³ / ₁₆	250	
	Length 1	9 ¹ / ₁₆	230	
	Length 2	7 ¹ / ₁₆	180	
B	Height	2 ¹⁵ / ₁₆	75	24 units
	Depth	9 ¹³ / ₁₆	250	
	Length 1	11 ¹³ / ₁₆	300	
	Length 2	9 ¹³ / ₁₆	250	
B*	Height	2 ¹⁵ / ₁₆	75	8 units
	Depth	9 ¹³ / ₁₆	250	
	Length 1	11 ¹³ / ₁₆	300	
	Length 2	11 ¹³ / ₁₆	300	
C	Height	2 ¹⁵ / ₁₆	75	16 units
	Depth	9 ¹³ / ₁₆	250	
	Length 1	14 ³ / ₄	375	
	Length 2	12 ¹³ / ₁₆	325	
D	Height	2 ¹⁵ / ₁₆	75	16 units 8 right corners 8 left corners
	Depth	9 ¹³ / ₁₆	250	
	Length 1	14 ³ / ₄	375	
	Length 2	13 ³ / ₄	350	

01 | Linear pattern



sandlewood shale grey mojave beige champlain grey harvest gold chestnut brown autumn red chocolate brown* onyx black*

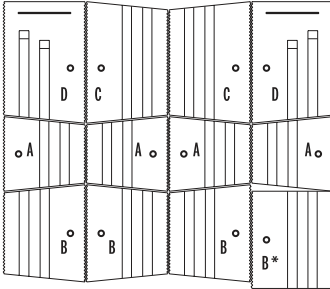


Mini-Creta 6"

DESCRIPTION: Wall double-sided
TEXTURE: Aged with chiseled corners



PALLET OVERVIEW



APPLICATIONS

Versatile units that can be used to build planters, double and single walls, steps, edge restraints, pillars, fireplaces and exterior kitchen components.

COMPATIBLE CAPS

Aged, Bullnose, Muro Naturale, Piedimonte, Portofino, Prima 14", Raffinato and York.

NOTES

When building a double-sided wall one pallet will cover an average of 27.21 ft².

B* unit can be used as a regular or vertical unit

See page 162 for more technical information.

Specifications per pallet

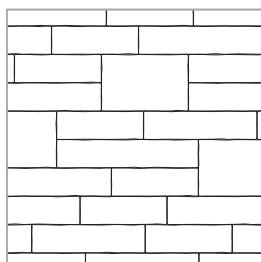
	Imperial	Metric
Cubing	30 ft²	2.79 m²
	59.38 lin. ft	18.10 lin. m
Weight	3 192 lbs	1 448 kg
Minimum radius	7 ft	2.1 m
Number of row	5	
Coverage per row	6 ft ² /row	0.56 m ² /row
Linear coverage per row	11.88 lin. ft/row	3.62 lin. m/row



	Unit dimensions	in	mm	Units/pallet
A		Height 5 7/8 Depth 9 13/16 Length 1 9 1/16 Length 2 7 1/16	150 250 230 180	20 units
B		Height 5 7/8 Depth 9 13/16 Length 1 11 13/16 Length 2 9 13/16	150 250 300 250	15 units
B*		Height 5 7/8 Depth 9 13/16 Length 1 11 13/16 Length 2 11 13/16	150 250 300 300	5 units
C		Height 5 7/8 Depth 9 13/16 Length 1 14 3/4 Length 2 12 13/16	150 250 375 325	10 units
D		Height 5 7/8 Depth 9 13/16 Length 1 14 3/4 Length 2 13 3/4	150 250 375 350	10 units 5 right corners 5 left corners

WALLS & PILLARS

01 | Linear pattern



sandlewood

shale grey

mojave beige

champlain grey

harvest gold

chestnut brown

autumn red

