




Travertina


DESCRIPTION: Slab
TEXTURE: Travertine



PALLET OVERVIEW - 20"×30"



PALLET OVERVIEW - 30"×30"



APPLICATIONS

Pedestrian traffic, patios and swimming pool decks.

The Travertina slabs cannot be used for driveways.

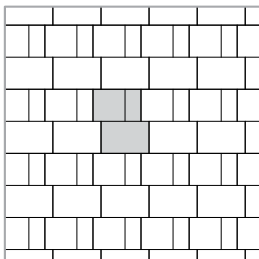
NOTES

Palletized upright.

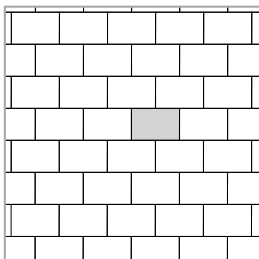
* For an authentic look, each color option is composed of a variety of darker & lighter tones. Natural ingredients such as granite are present within the recipe to allow for a range in tones, veining and textures from one stone to another.

See page 148 for more technical information.

05 | Linear pattern
50% - 20"×30" | 50% - 20"×20" & 20"×10"



06 | Linear pattern
100% - 20"×30"



TONES*

riviera

rock garden brown

ivory



Specifications per pallet		Imperial	Metric
20"×30"	Cubing	70.89 ft²	6.59 m ²
	Weight	1 841 lbs	835 kg
	Number of rows	1	
	Coverage per units	4.17 ft ² /unit	0.39 m ² /unit
	Linear coverage per row	Depth 28.3 lin. ft/row Length 42.5 lin. ft/row	8.63 lin. m/row 12.95 lin. m/row



Unit dimensions	in	mm	Units/pallet
Height	2 1/4	57	17 units
Depth	20	508	
Length	30	762	

Specifications per pallet		Imperial	Metric
30"×30"	Cubing	106.25 ft²	9.87 m ²
	Weight	2 782 lbs	1 262 kg
	Number of rows	1	
	Coverage per units	6.25 ft ² /unit	0.58 m ² /unit
Linear coverage per row	42.5 lin. ft/row	12.95 lin. m/row	



Unit dimensions	in	mm	Units/pallet
Height	2 1/4	57	17 units
Depth	30	762	
Length	30	762	