

## MillStone™ Pavers



IDEAL CONCRETE BLOCK COMPANY, INC.



# MillStone™ Pavers

## INTRODUCTION

Our MillStone collection of tumbled paving stones features the textures and weathered tones of vintage stone pavements of yesteryear. MillStone's soft patina and proportioned scale subtly transform ordinary hardscape designs into pastoral pavements that are reminiscent of landscapes at the turn of the century. Available in our Vineyard, Quarry, and Beacon Hill color blends, MillStone evokes the time-honored colors authentic to traditional New England architectural styles.

## COMPOSITION & PERFORMANCE

MillStone pavers offer superb quality, exceptional strength, and lasting durability. Manufactured under controlled factory conditions using a cement-rich blend and select aggregates, the units are saturated throughout with pure iron oxide pigments and molded into high-density concrete pavers. Each MillStone paver undergoes our genuine Drum-Roll Tumbled® process that imparts a "stone-rocked" finish and unique character to each piece while preserving the structural integrity and durability found throughout our entire line of paving stones.

Millstone pavers are dimensionally accurate, offer a skid and slip-resistant surface, and when properly installed, are snow-plow safe. They resist deicing salts and are unaffected by oil and gas spills. In the event underground repairs are required, the stones can be lifted and reinstated without leaving an unsightly patch. MillStone pavers are suitable for residential, commercial, and municipal applications. Typical uses include walkways, driveways, patios, pool decks, sidewalks, and plazas.

## PHYSICAL CHARACTERISTICS

MillStone pavers meet or exceed North American industry standards, including the requirements of ASTM C 936 for Solid Concrete Interlocking Paving Stones and CSA Standards for freeze-thaw performance. Our strict quality control ensures consistent strength, color and size.

### Nominal Size/Coverage

- Squares** • 6<sup>5</sup>/<sub>16</sub>" x 6<sup>5</sup>/<sub>16</sub>" (160 x 160mm) • 3.62 pcs/sf
- Grand Squares** • 9<sup>7</sup>/<sub>16</sub>" x 9<sup>7</sup>/<sub>16</sub>" (240 x 240mm) • 1.61 pcs/sf
- Large Rectangles** • 6<sup>5</sup>/<sub>16</sub>" x 9<sup>7</sup>/<sub>16</sub>" (160 x 240mm) • 2.42 pcs/sf
- Medium Rectangles** • 4<sup>3</sup>/<sub>4</sub>" x 6<sup>5</sup>/<sub>16</sub>" (120 x 160mm) • 4.84 pcs/sf
- Small Rectangles** • 3<sup>1</sup>/<sub>8</sub>" x 6<sup>5</sup>/<sub>16</sub>" (80 x 160mm) • 7.24 pcs/sf
- Circle Pak** • Creates circles 32"-108" in diameter and fan patterns

- Thickness** 2<sup>3</sup>/<sub>8</sub>" (6cm) • **Compressive Strength** 8500 psi min.
- Freeze Thaw** No Effect • **Water Absorption** 5% maximum
- Slip & Skid Resistance** Excellent to ADA

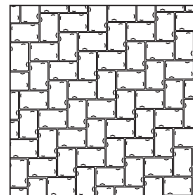
## TECHNICAL SERVICES

Please contact our sales office or visit our website at [www.idealconcreteblock.com](http://www.idealconcreteblock.com) for comprehensive technical information and literature. Ideal is pleased to offer design consultation, specification assistance, and job-site quality review upon request.

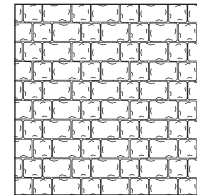
## DESIGN & CONSTRUCTION

Please see our *Contractor's Guide to Installing Interlocking Concrete Pavers* for guidance on installation.

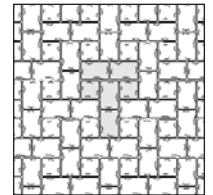
MillStone can create running bond, herringbone, and random pattern layouts. All MillStone sizes are packaged individually for greater design flexibility and choice, allowing you to create a variety of patterns without having unnecessary stones left over. Mix and match just the right amount of MillStone shapes and quantities you need. For more pattern designs see our *Patterns with Style*.



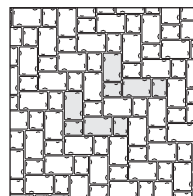
Pattern 3  
100 sf Lg. Rectangles



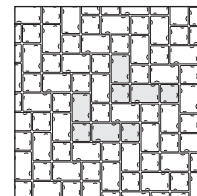
Pattern 4  
60 sf Lg. Rectangles  
40 sf Squares




Pattern 6  
72.5 sf Lg. Rectangles  
27.5 sf Squares



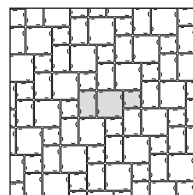
Pattern 19  
67 sf Lg. Rectangles  
33 sf Med. Rectangles



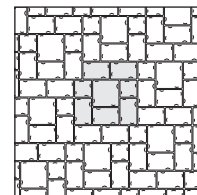
Pattern 21  
60 sf Lg. Rectangles  
40 sf Squares



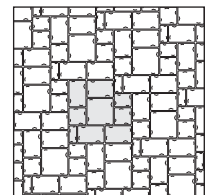
GS - Pattern 1  
69 sf Grand Squares  
31 sf Squares



GS - Pattern 2  
47 sf Grand Squares  
32 sf Lg. Rectangles  
21 sf Squares



GS - Pattern 4  
19 sf Grand Squares  
64 sf Lg. Rectangles  
17 sf Squares



GS - Pattern 5  
20 sf Grand Squares  
52 sf Lg. Rectangles  
17 sf Squares  
7 sf Md. Rec. • 4 sf Sm. Rec.

*A white deposit known as efflorescence may appear naturally on any concrete or masonry product. It does not effect the structural integrity and will diminish over time. Efflorescence is not indicative of a flawed product. For more information, ask for Ideal's Efflorescence Advisory.*

MillStone™ is a trademark of Ideal Concrete Block Company, Inc.  
Photography by N. Lawrence

©2006-2010

45-55 Power Road, Westford, MA 01886  
232 Lexington Street, Waltham, MA 02452

Main Phone: (781) 894-3200 • Main Fax: (978) 692-0817  
[www.IdealConcreteBlock.com](http://www.IdealConcreteBlock.com)

