



Blu


60 mm, Slate and Slate aged

DESCRIPTION: Slab
TEXTURE: Slate and slate aged



SLABS

PALLET OVERVIEW



APPLICATIONS

Pedestrian traffic, patios and swimming pool decks.

The Blu 60 mm slabs cannot be used for driveways.

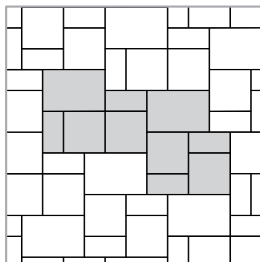
NOTES

See page 148 for more technical information.

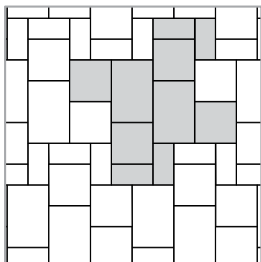
Specifications per pallet	Imperial	Metric
Cubing	116.82 ft²	10.96 m ²
Weight	3 125 lbs	1 417 kg
Number of rows	11	
Coverage per row	10.62 ft ² /row	0.99 m ² /row
Linear coverage per row	9.81 lin. ft/row	3.02 lin. m/row

Unit dimensions	in		mm		Units/pallet
	Height	Depth	Height	Depth	
A	2 3/8	13	60	330	44 units
B	2 3/8	13	60	330	44 units
C	2 3/8	19 1/2	60	495	22 units

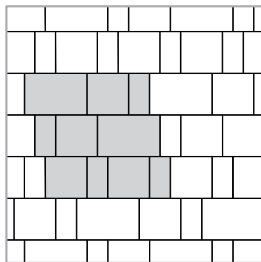
01 | Modular pattern



02 | Modular pattern



03 | Linear pattern



sandlewood
slate
slate aged

shale grey
slate
slate aged

mojave beige
slate
slate aged

champlain grey
slate
slate aged

harvest gold
slate
slate aged

chestnut brown
slate
slate aged

autumn red
slate






Blu

60 mm, Smooth

DESCRIPTION: Slab
TEXTURE: Smooth



PALLET OVERVIEW



Specifications per pallet	Imperial	Metric
Cubing	116.82 ft²	10.96 m ²
Weight	3 196 lbs	1 450 kg
Number of rows	11	
Coverage per row	10.62 ft ² /row	0.99 m ² /row
Linear coverage per row	9.81 lin. ft/row	3.02 lin. m/row

APPLICATIONS

Pedestrian traffic, patios and swimming pool decks.

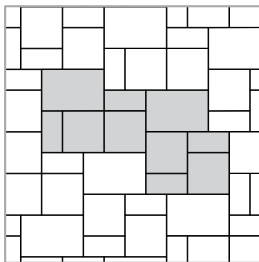
The Blu 60 mm slabs cannot be used for driveways.

NOTES

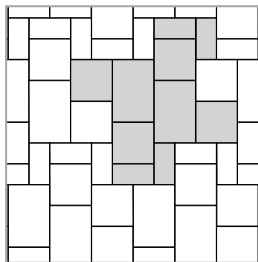
See page 148 for more technical information.

Unit dimensions	in	mm	Units/pallet
A	Height 2 ³ / ₈	60	44 units
	Depth 13	330	
	Length 6 1/2	165	
B	Height 2 ³ / ₈	60	44 units
	Depth 13	330	
	Length 13	330	
C	Height 2 ³ / ₈	60	22 units
	Depth 13	330	
	Length 19 1/2	495	

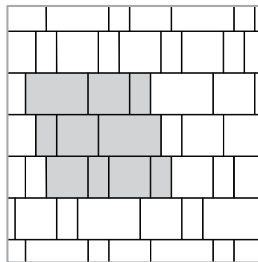
01 | Modular pattern



02 | Modular pattern



03 | Linear pattern



shale grey

chestnut brown

champlain grey

onyx black

greyed nickel

beige cream

